
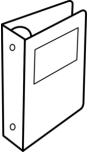






# Preparing for tests



<p style="text-align: center;"><b><u>Organizing your Time</u></b></p> <ul style="list-style-type: none"><li>★ Use a calendar/agenda (plan mini breaks, set goals, break down study plan, etc.)</li><li>★ 1-2 weeks of studying small chunks before finals &amp; do NOT leave it till night before</li><li>★ Morning of the final, take care of yourself. No more studying.</li></ul>	
<p style="text-align: center;"><b><u>Organizing Materials</u></b></p> <ul style="list-style-type: none"><li>★ Have all materials organized before studying in order to focus on studying</li><li>★ Make a finals binder or box (Dividers for each class)</li><li>★ Sticky-Note important sections in textbooks</li><li>★ Print off or make study guides</li><li>★ Organize Google Docs, Quizlets, notebook, and flash cards.</li></ul>	
<p style="text-align: center;"><b><u>Where to Study</u></b></p> <ul style="list-style-type: none"><li>★ Finding a space at home (Have all materials available in that area)</li><li>★ Find other places to study (Marian Library, Starbucks, Public Library, Do-Space)</li><li>★ Find a place to study and keep it for study only</li><li>★ Tool-up the environment with all study needs</li><li>★ Control noise level and the visual environment to acceptable levels</li><li>★ Avoid relaxing while working; create a work atmosphere.</li></ul>	
<p style="text-align: center;"><b><u>Ways of studying</u></b></p> <ul style="list-style-type: none"><li>★ <b>Flash cards</b>- Draw a picture or create a visual for difficult terms</li><li>★ <b>Notes</b>- Find ways to review notes (make summaries, color coordinate, outline, etc.)</li><li>★ <b>Textbook</b>- Re-read the textbook chapters &amp; do review questions or practice problems</li><li>★ <b>Lists</b>- Make a vocabulary list or a note sheet (one concept on each page)</li><li>★ <b>Study Guides</b>- Use teachers study guides or create your own study guide</li></ul>	
<p style="text-align: center;"><b><u>Study with others</u></b></p> <ul style="list-style-type: none"><li>★ <b>Teachers</b>- Ask teachers questions about the final or their suggestions on how to study.</li><li>★ <b>Study Groups or study partners</b>- Study together or assign parts &amp; teach each other.</li><li>★ <b>Parents or siblings</b>- Ask someone to quiz you, retell or explain a term, converse topic</li><li>★ <b>Utilize your tutor</b>- Ask for tips or advice</li></ul>	

*If you would like further guidance or for me to meet with your daughter preparing for tests, don't hesitate to email our Learning Services Coordinator, Priscilla Trecek. ( [ptrecek@omahamarian.org](mailto:ptrecek@omahamarian.org) )*



**My daughter and I have discussed how she will prepare for her tests.**

**Student Name (Print First and Last):** \_\_\_\_\_

**Parent Signature:** \_\_\_\_\_